



ಬೃಹತ್ ಬೆಂಗಳೂರು ಮಹಾನಗರ ಪಾಲಿಕೆ
Bruhat Bengaluru Mahanagara Palike



BBMP COVID-19 WAR ROOM 25.04.2022



OVERVIEW OF COVID-19 IN BENGALURU

CASE TRENDS ACTIVE CASES **1,610**

<u>Confirmed Cases</u>	<u>Recovered Cases</u>	<u>Death Cases</u>
63	59	0
17,82,999 #	17,64,426 #	16,963 #

HOSPITALIZATION **7**

<u>ICU – V</u>	<u>ICU</u>	<u>HDU</u>	<u>General</u>
1	-	3	3

INCLUDES GOVT. QUOTA AND PRIVATE WALK-IN HOSPITALIZATION

VACCINATION **5,172** 1,87,56,949 #

<u>First Dose</u>	<u>Second Dose</u>	<u>Precaution Dose</u>
622	1,088	3,462
94,72,550 #	88,60,119 #	4,24,280 #

TRIAGING

MTU

0

Tele Triage

40

ACTIVE CZs

1

MCZs (< 5 cases)

1

Clusters (> 5 cases)

0

TESTING **2,130** 2,93,55,683 #

<u>RAT</u>	<u>RTPCR</u>
63	2,067

Positivity : 2.28%
*FOR LAST 7 DAYS

: indicates cumulative numbers till date



ABSTRACT OF COVID-19 SCENARIO IN BENGALURU



	MALE			FEMALE			TRANSGENDER			TOTAL		
	Last 24 Hours	Last 7 Days	Cumulative	Last 24 Hours	Last 7 Days	Cumulative	Last 24 Hours	Last 7 Days	Cumulative	Last 24 Hours	Last 7 Days	Cumulative
Positive Cases	39	334	10,54,633	24	206	7,28,175	0	0	191	63	540	17,82,999
Recovered Cases	39	207	10,42,392	20	126	7,21,851	0	0	183	59	333	17,64,426
Death Cases	0	0	10,744	0	0	6,215	0	0	4	0	0	16,963
Total Tests Done	In Last 24 hrs. : 2,130			In last 7 days : 23,674			Cumulative : 2,93,55,683					
Vaccine Doses Administered	In Last 24 hrs. : 5,172			In last 7 days : 94,653			Cumulative : 1,87,56,949					
ACTIVE CASES									1,610			

*Covid deaths occurred today : 00 | Covid deaths occurred beyond last 24 hrs., reported today : 00

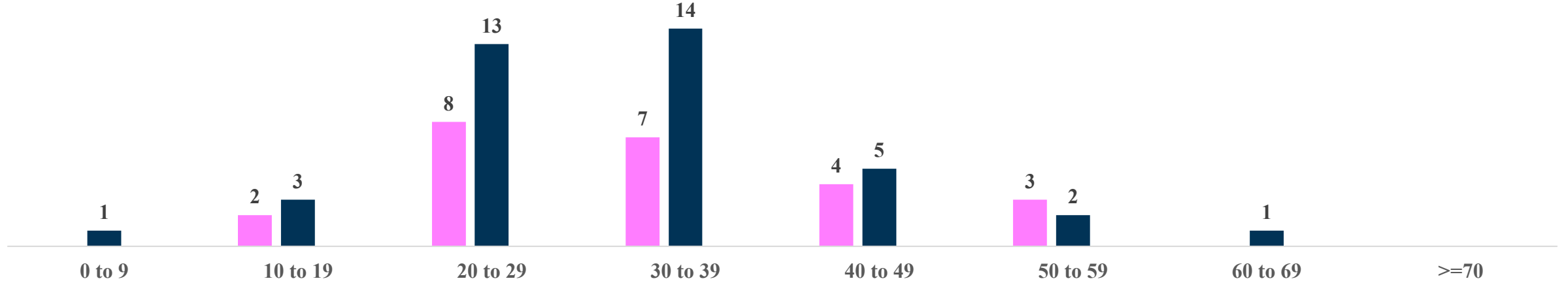


LAST 24 HOURS AGE GROUP AND GENDER WISE DISTRIBUTION



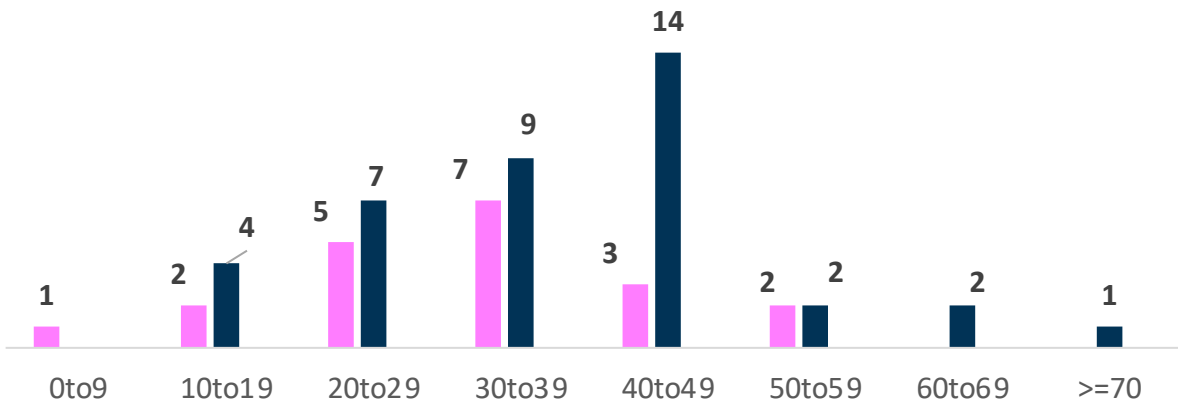
Positive Cases : 63

Female Male Transgender



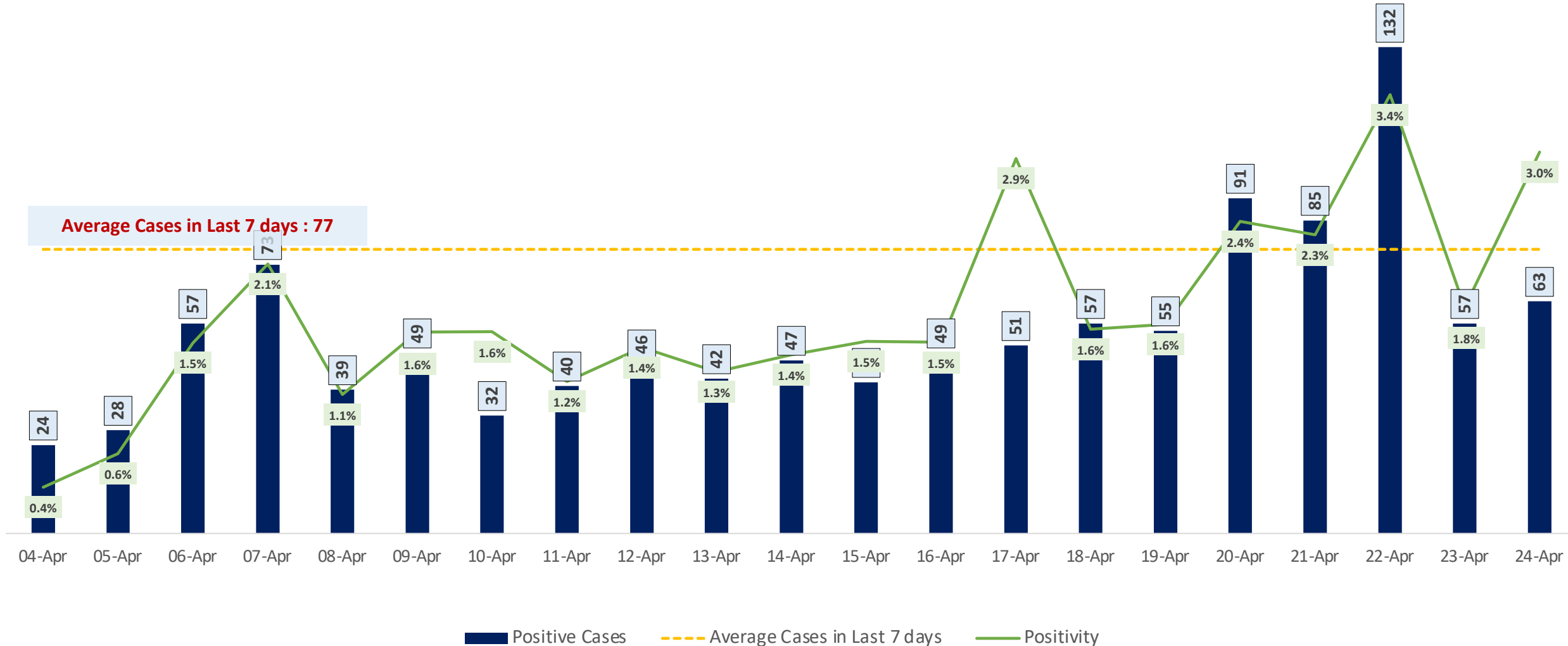
Recovered Cases : 59

Death Cases : 0



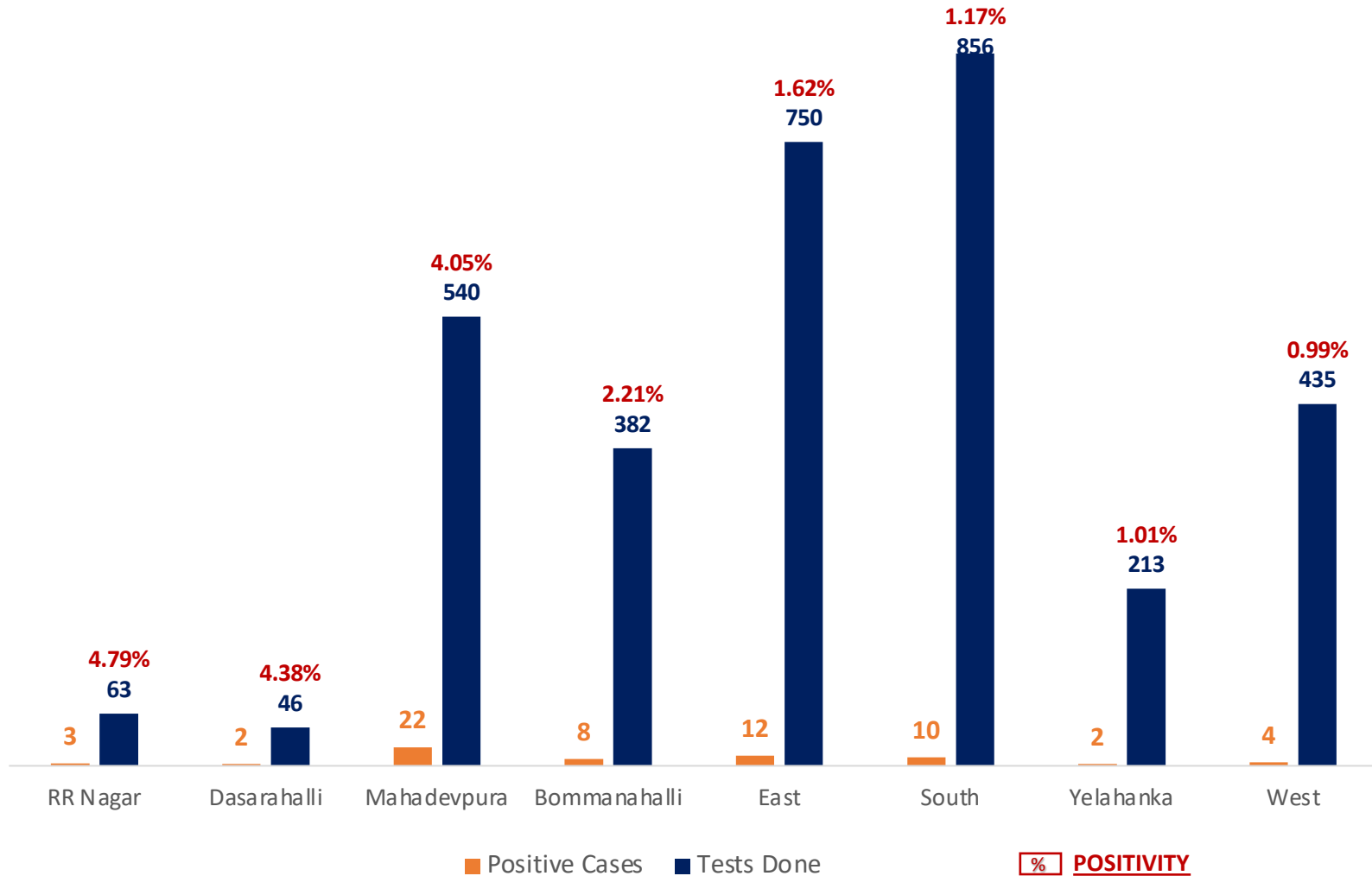


POSITIVITY RATE OF BENGALURU – LAST 21 DAYS





ZONE WISE COVID19 CASE MANAGEMENT FOR LAST 7 DAYS



Zone Name	Hospital/CCC	Home isolation	Under Tracing
BOMMANAHALLI	0.00%	100.00%	0.00%
DASARAHALLI	11.11%	88.89%	0.00%
EAST	1.14%	98.86%	0.00%
MAHADEVAPURA	0.71%	99.29%	0.00%
RR NAGAR	0.00%	100.00%	0.00%
SOUTH	1.52%	98.48%	0.00%
WEST	0.00%	100.00%	0.00%
YELAHANKA	0.00%	100.00%	0.00%



TESTING TRENDS IN BENGALURU

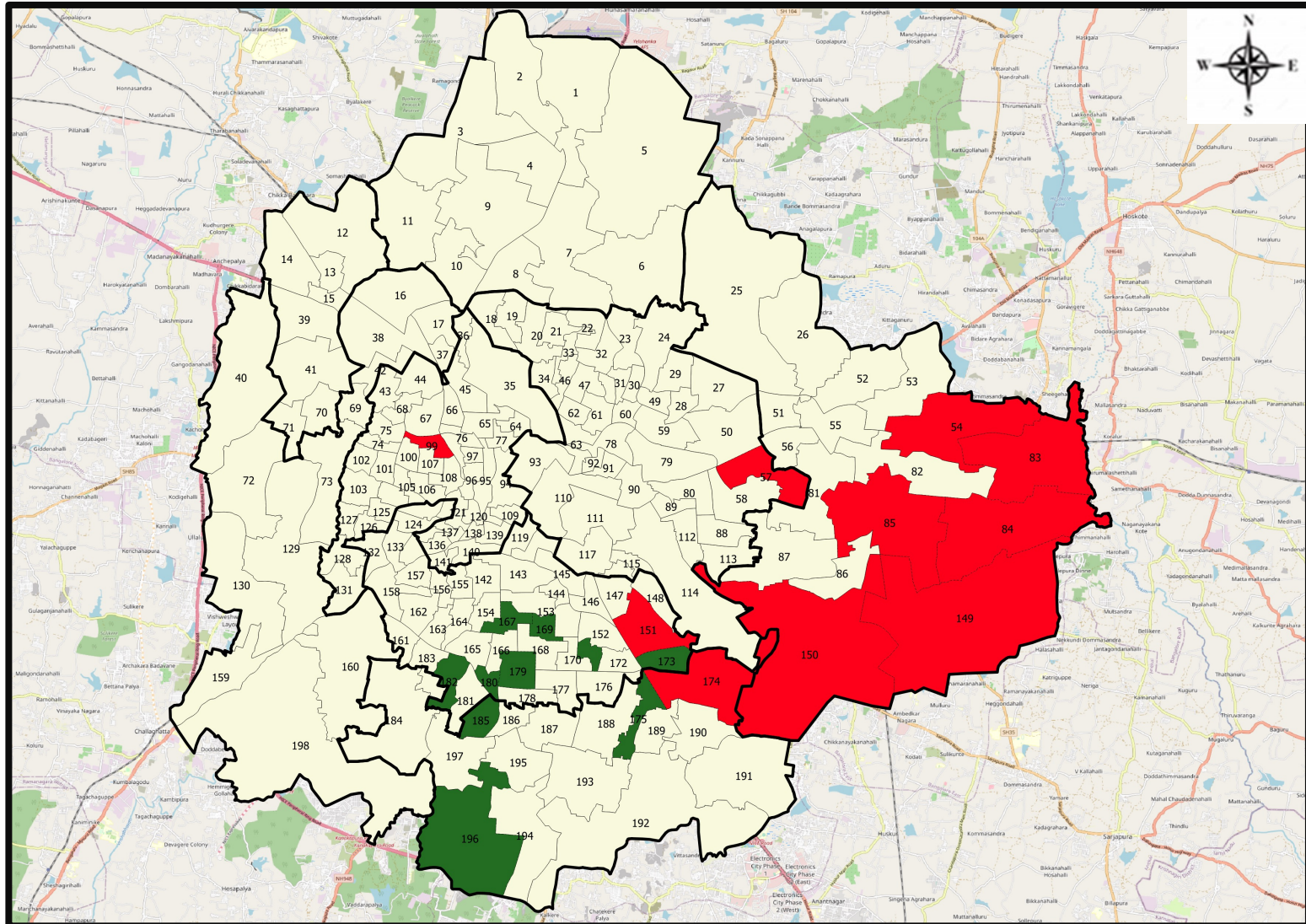


Total Test Conducted Till Date	Test Conducted Last 24 hours	Last 7 Days Average
2,93,55,683	2,130	3,382





BENGALURU URBAN MAP SHOWING TREND OF POSITIVE CASES IN LAST 7 DAYS



Top 10 wards reporting highest number of positive cases in last 7 days

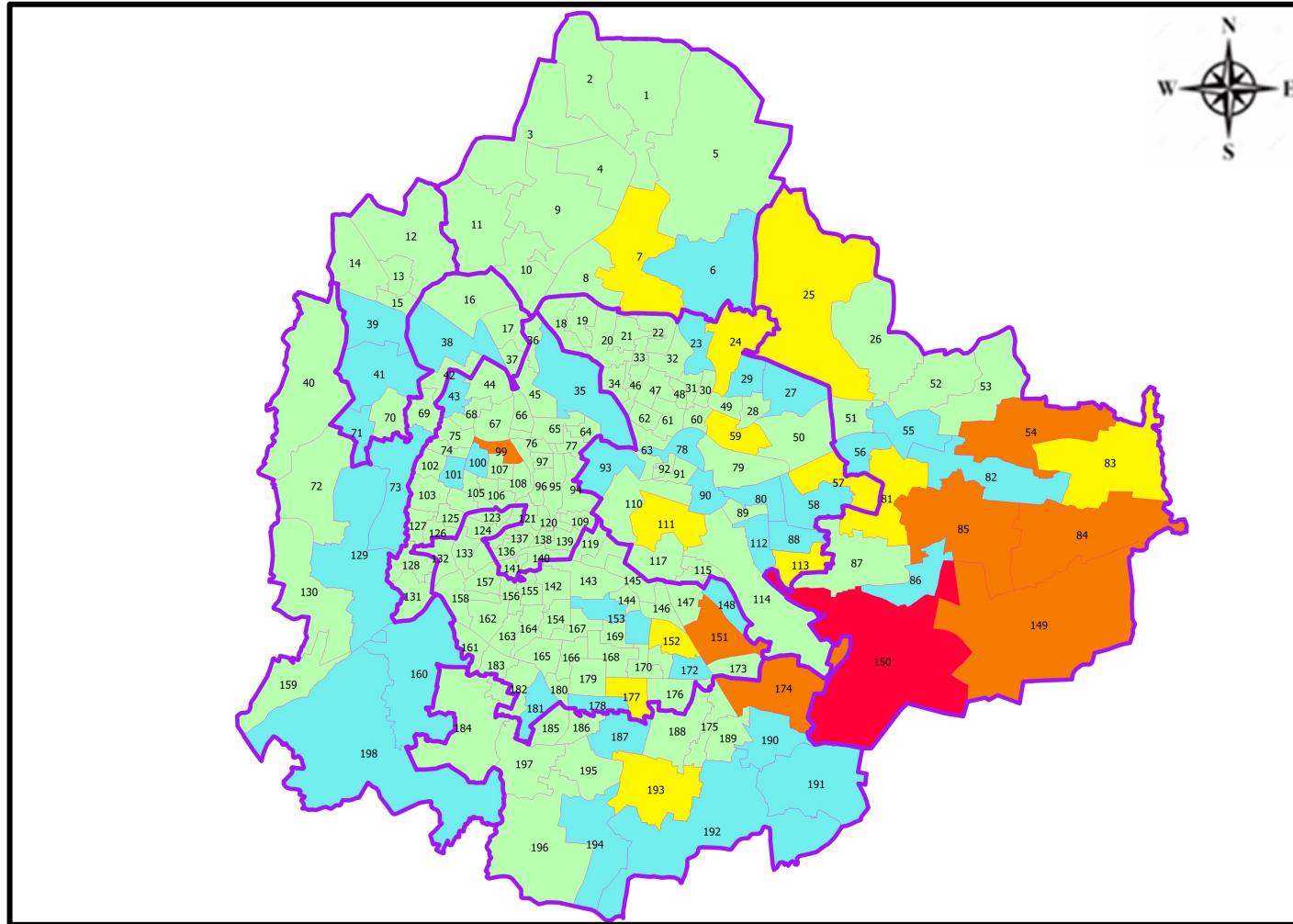
Ward No.	Ward Name	Daily Cases Average
150	Bellanduru	6
84	Hagadur	4
151	Koramangala	3
174	HSR Layout	3
149	Varthuru	2
54	Hudi	2
85	Dodda Nekkundi	2
99	Rajajinagar	2
57	CV Raman Nagar	1
83	Kadugodi	1







Top 10 wards reporting least number of positive cases in last 7 days

Ward No.	Ward Name	Daily Cases Average
196	Anjanapura	0
185	Yelchenahalli	0
182	Padmanabha Nagar	0
180	Banashankari Temple Ward	0
179	Shakambari Nagar	0
175	Bommanahalli	0
173	Jakkasandra	0
171	Gurappanapalya	0
169	Byrasandra	0
167	Yediyur	0



BENGALURU MAP SHOWING INTENSITY OF POSITIVE CASES IN LAST 7 DAYS



-  Level 1 : 0 to 1 Cases
-  Level 2 : 1 to 05 Cases
-  Level 3 : 05 to 10 Cases
-  Level 4 : 10 to 25 Cases
-  Level 5 : More than 25 Cases
-  Zone Boundaries

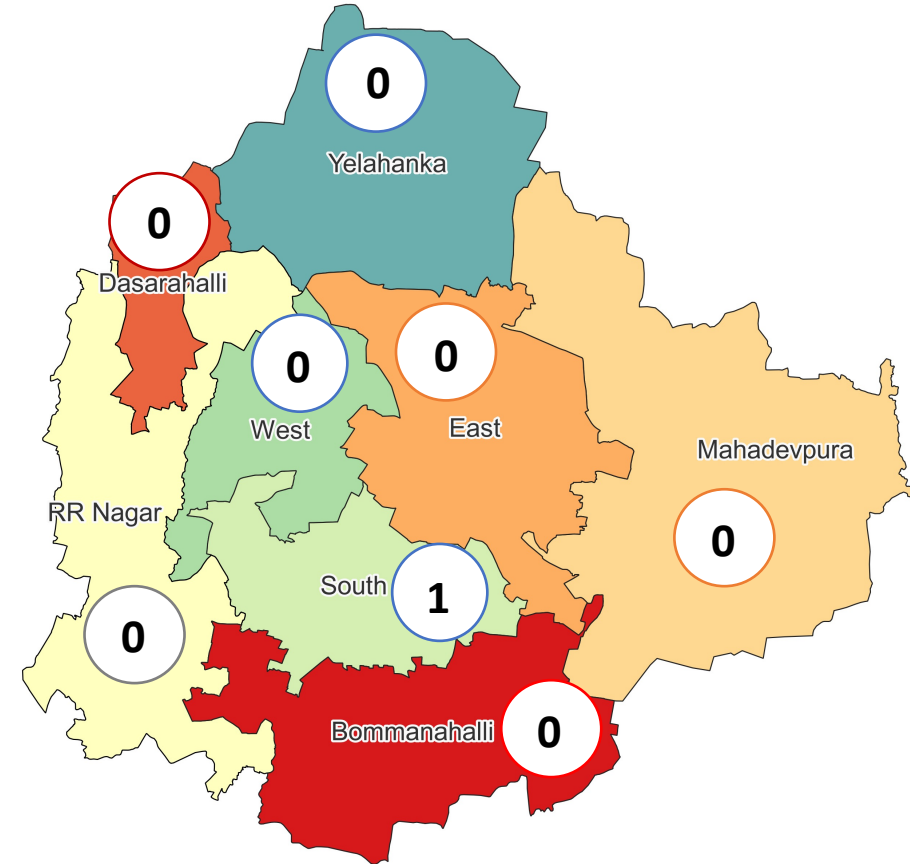


CONTAINMENT ZONE DETAILS



Zone Name	TOTAL CZs	Less Than 5 Cases	5 To 14 Cases	More Than 14 Cases
BOMMANAHALLI	0 (-)	0 (-)	0 (-)	0 (-)
DASARAHALLI	0 (-)	0 (-)	0 (-)	0 (-)
EAST	0 (-)	0 (-)	0 (-)	0 (-)
MAHADEVPURA	0 (-)	0 (-)	0 (-)	0 (-)
RR NAGAR	0 (-)	0 (-)	0 (-)	0 (-)
SOUTH	1 (▲1)	1 (▲1)	0 (-)	0 (-)
WEST	0 (-)	0 (-)	0 (-)	0 (-)
YELAHANKHA	0 (-)	0 (-)	0 (-)	0 (-)
TOTAL	1 (▲1)	1 (▲1)	0 (-)	0 (-)

Total Active Containment Zones



Types of Containment

Zone Name	Apartments	Individual House	Hostels/Quarters	Others	Schools/Colleges
BOMMANAHALLI	0 (-)	0 (-)	0 (-)	0 (-)	0 (-)
DASARAHALLI	0 (-)	0 (-)	0 (-)	0 (-)	0 (-)
EAST	0 (-)	0 (-)	0 (-)	0 (-)	0 (-)
MAHADEVPURA	0 (-)	0 (-)	0 (-)	0 (-)	0 (-)
RR NAGAR	0 (-)	0 (-)	0 (-)	0 (-)	0 (-)
SOUTH	1 (▲1)	0 (-)	0 (-)	0 (-)	0 (-)
WEST	0 (-)	0 (-)	0 (-)	0 (-)	0 (-)
YELAHANKHA	0 (-)	0 (-)	0 (-)	0 (-)	0 (-)
TOTAL	1 (▲1)	0 (-)	0 (-)	0 (-)	0 (-)

▲▼ : Shows increase and decrease in numbers as compared to previous day



GOVT. QUOTA COVID BED STATUS AS ON 25.04.2022



SR. NO.	Facility Type	No. of Hospital	Total Allocated Beds for C+ Patients					Occupied Beds for C+ Patients					Net Available Beds for C+ Patients				
			Gen Beds	HDU	ICU Beds	ICU-V	Total	Gen Beds	HDU	ICU Beds	ICU-V	Total	Gen Beds	HDU	ICU Beds	ICU-V	Total
1	Government Medical Colleges	4	120	255	33	27	435	0	0	0	0	0	120	255	33	27	435
2	Government Hospitals	18	637	292	74	95	1,098	1	1	0	0	2	636	291	74	95	1,096
3	Private Medical Colleges	12	178	200	66	35	479	0	0	0	0	0	178	200	66	35	479
4	Private Hospitals	32	181	61	49	42	333	0	0	0	1	1	181	61	49	41	332
5	Covid Care Centre	1	50					0					50				
Total Beds		67	1,166	808	222	199	2,395	1	1	0	1	3	1,165	807	222	198	2,392

* Status as on 25.04.2022 – 04:00 PM



ACTIVE PATIENTS ADMITTED UNDER GOVT. QUOTA



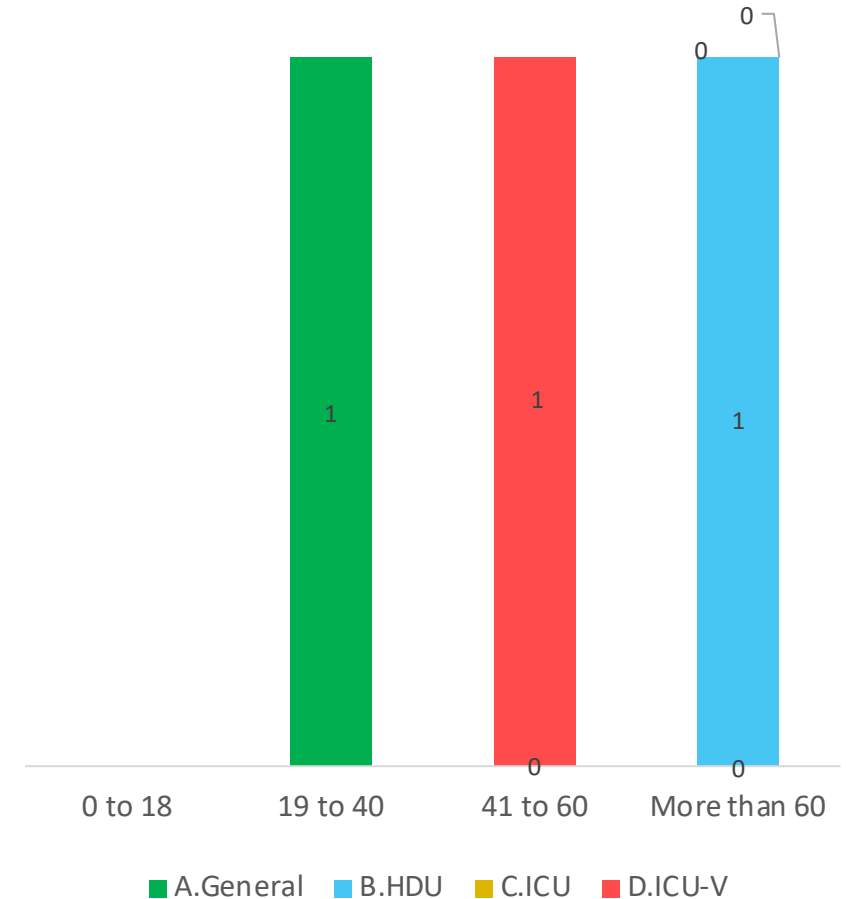
Admission By Bed Type And Number Of Days From Date Of Admission

Days in Hospital	General	HDU	ICU	ICU-V	Total
0 to 7 Days	0	0	0	0	0
8 to 14 Days	0	0	0	0	0
15 to 21 Days	0	0	0	0	0
Beyond 21 days	1	1	0	1	3
TOTAL	1	1	0	1	3

* Only Government Quota Admissions through CHBMS considered

* Status as on 25.04.2022 – 05:00 PM

Age Group Distribution Of Active Hospital Admission



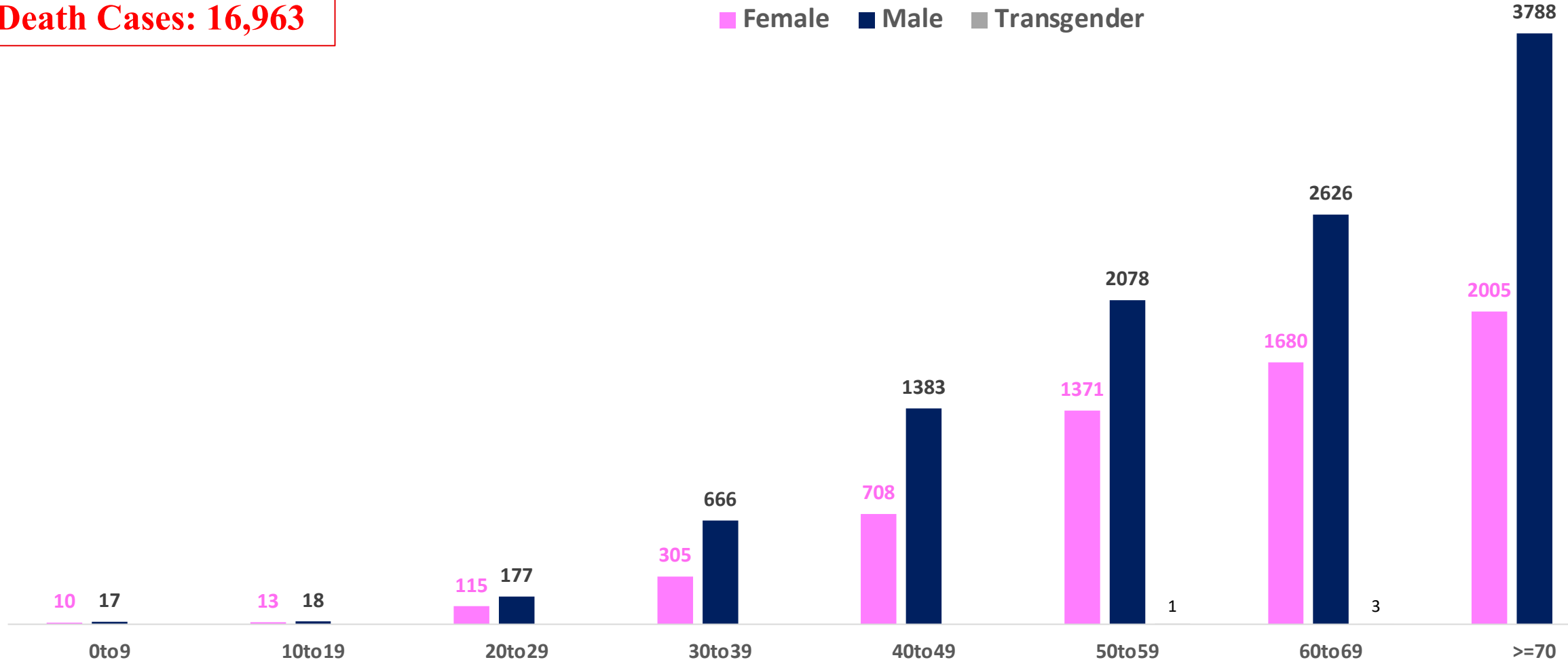


AGE AND GENDER WISE DISTRIBUTION OF DEATH CASES



Death Cases: 16,963

Female Male Transgender





VACCINATION COVERAGE AS ON 24.04.2022



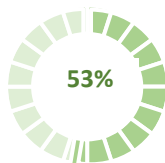
Total Doses Administered

1,87,56,949

▲ 5,172

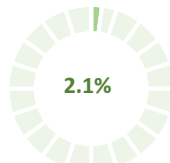
Total 12-14 years Population : 2.82 Lakhs

1ST DOSE



1,48,231
Doses administered
▲ 444

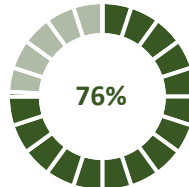
2ND DOSE



5869
Doses administered
▲ 102

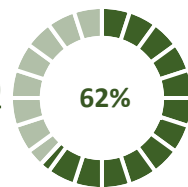
Total 15-18 years Population : 4.42 Lakhs

1ST DOSE



3,35,650
Doses administered
▲ 69

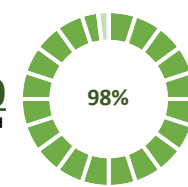
2ND DOSE



2,73,940
Doses administered
▲ 101

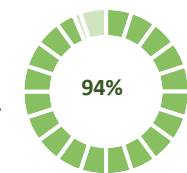
Total adult Population : 91.7 Lakhs

1ST DOSE



89,88,669
Doses administered
▲ 109

2ND DOSE



85,80,310
Doses administered
▲ 873

Priority Group*

Health Care Workers

Dose 1

2,10,282

Doses administered

▲ 0

Dose 2

2,06,120

Doses administered

▲ 8

Frontline Workers

Dose 1

3,81,744

Doses administered

▲ 0

Dose 2

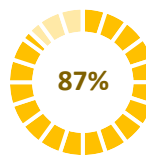
3,72,145

Doses administered

▲ 4

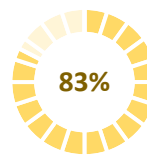
18 - 44 Years Coverage

Dose 1



57,25,615
Doses administered
▲ 79

Dose 2



54,27,009
Doses administered
▲ 625

PRECAUTION DOSE



4,24,280

Doses administered

▲ 3,462

PRECAUTION DOSES ADMINISTERED

Health Care Workers

66,929

Booster Doses administered

▲ 85

Front Line Workers

54,655

Booster Doses administered

▲ 146

60 + Years Coverage

2,68,290

Booster Doses administered

▲ 815

18 + Years Coverage

34,406

Booster Doses administered

▲ 2,416

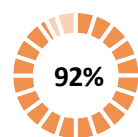
45 – 59 Years Coverage

Dose 1



16,92,534
Doses administered
▲ 16

Dose 2



16,34,284
Doses administered
▲ 122

60 + Years Coverage

Dose 1



9,78,494
Doses administered
▲ 14

Dose 2



9,40,752
Doses administered
▲ 126



COVID-19 SCENARIO IN BENGALURU AND OTHER METROPOLITAN CITIES



CITY NAME	Positive Cases	Active Cases	Recovered	Deceased	Vaccine Doses Administered
New Delhi	18,74,876	3,975	18,44,734	26,167	3,32,38,210
Bengaluru*	17,82,999	1,610	17,64,426	16,963	2,15,75,025
Mumbai	10,58,364	521	10,38,281	19,562	2,08,11,857
Chennai	7,51,465	200	7,42,197	9,068	1,03,44,003
Kolkata	4,47,192	272	4,41,264	5,656	99,48,375

Source : <https://dashboard.cowin.gov.in/> at 4:00pm (25.04.2022)
Source : <https://www.covid19bharat.org/> at 4:00pm (25.04.2022)

*includes BBMP & Bengaluru Urban



SNAPSHOT OF COVID-19 CASES IN BENGALURU URBAN



**Total Wards With
<=5 Cases* :
171**

**Tests Conducted
On 24.04.2022:
2,130**

**Recovery
Rate:
98.96%**

**Total
Active Cases :
1,610**

**Total Vaccinated on
24.04.2022:
5,172**

**Positivity
Rate* :
2.28%**

**Active
Rate:
0.09%**

**Case
Fatality Rate* :
0.00%**

*Total positive cases In the past 7 days

*CFR and positivity is for Past 7 days

Download BBMP Bulletin	https://apps.bbmpgov.in/covid19/mediabulletin.php
For BBMPCovid19 Bed Status:	https://apps.bbmpgov.in/covid19/en/Bedstatus.php
To register for vaccination :	https://selfregistration.cowin.gov.in/
BBMP COVID19 Dashboard:	https://apps.bbmpgov.in/covid19/
Follow us on:	www.facebook.com/bbmp.comm1/
	twitter.com/BBMPCOMM

Issued by:

Honorable Chief Commissioner, BBMP
Special Commissioner Health & IT, BBMP
MD, Bengaluru Smart City Limited

THANK YOU !

ಹೋಮಿಡ್-19ನ್ನು ತಡೆಗಟ್ಟಲು ಪಂಚಸೂತ್ರಗಳು

- ಸಕಾಲದಲ್ಲೇ ಎರಡು ಡೋಸ್ ಲಸಿಕೆ ಪಡೆದು ಸಂಪೂರ್ಣ ಸುರಕ್ಷತೆ ಪಡೆಯಿರಿ
- ಮೂರು ಮತ್ತು ಖಾಲು ಮುಚ್ಚುವಂತೆ ಸರಿಯಾಗಿ ಮಾಸ್ಕ್ ಧರಿಸಿ
- ಆಗ್ನಾತರ ಕೈಗಳನ್ನು ತೊಳೆಯಿರಿ ಅಥವಾ ಸ್ಯಾನಿಟೈಸರ್ ಉಪಯೋಗಿಸಿ ಸ್ಪರ್ಶವಾಗಿಡಿ
- ಆರಕ್ತೆಬಿಡ್ಡರೆ ಮಾತ್ರ ಮನೆಯಿಂದ ಹೊರಬನ್ನಿ ಮತ್ತು ಕೋವಿಡ್ ನಿಯಮಗಳನ್ನು ಪಾಲಿಸಿ
- ಸಾಮೂಹಿಕವಾಗಿ ರುಂಪು ಹೇರುವುದನ್ನು ತಪ್ಪಿಸಿ

ಹೆಚ್ಚಿನ ಮಾಹಿತಿಗಾಗಿ 24X7 ಉಚಿತ ಆರೋಗ್ಯ ಸಹಾಯವಾಣಿ 104 ಕ್ಲೆ ಕರೆ ಮಾಡಿ | ಎಲ್ಲರಿಗೂ ಆರೋಗ್ಯ ಎಲ್ಲರಿಯೂ ಆರೋಗ್ಯ

